

TRAVELON GAMELON: Promenade and Concert Versions by Richard Lerman

Promenade Version

This piece exists in two versions, The **Promenade Version**, for 20 amplified bicycles and riders and The **Concert Version** for 3 bicycles and 6 performers. Usually, the Promenade version is run first and riders gather with their bicycles about 2 hours prior to the start of the ride. This part of the event is as much fun as the ride itself. This part of the event should be in a very visible and public place. As the bicycles get wired, each person learns how to do it, and helps the others. It will be best to have at least 2 persons from the Binaural with me at this site. The route must be planned in advance and it ought to include one area where everyone walks the bicycles. This produces a very lovely sound and is effective in a downtown area.

So, I will bring the 20 amplifiers, speakers and pickups for the **Promenade**. I think it's best to limit the event to that many riders. The sponsors, or the bicycle riders themselves must supply batteries--we need 6 AA cells (Alkaline) for each bicycle. I would also limit the age of riders to 12 or older unless they are with their parents, or older brother or sister. (If this piece were to be produced in Nodar, then younger children can ride.)

The event is most successful when people learn about it well in advance, and then make reservations to be in the piece. This can be done through arts groups, or the local bicycling community. Almost any bicycle is OK--they must have metal spokes though. Small children's bicycles with short & thick spokes don't sound so good.

In the past, sponsors have made tee shirts for the riders--these have usually been donated by a bicycle shop or a shirt company, and are an inducement to ride in the piece. I can send a graphic to you for shirt, if you think this is a good idea. If the shirts are all the same color, it helps to keep the group really visible-even in traffic.

I can ride in it too, and perhaps you can find a bicycle for me. Inevitably, there are minor problems with some bicycles--bumps in the road, etc., sometimes make one of the parts come loose. I usually ride at the back of the group so that I can fix the one or two things as they break, and then catch up with the group. The promenade ends where the concert version begins. AS the concert version is being played, the riders may take the equipment off their bicycles. Concert version takes about 18 minutes to perform.

Concert Version

The **Concert Version** requires 3 rehearsals. Of course, it is best to have persons perform who are able to read music, but if they cannot, I have created an alternate notation. In the past, I have performed the piece with young persons about 12 -14 years old. This performance is not as 'accurate' but works out just fine for the spirit of this piece. It is a bit difficult to play an upside down bicycle, but after 3 rehearsals, the piece always works out just fine.

Equipment needed: 3 bicycles (they must have metal spokes!!)
2 good loudspeakers and stereo power amp (suitable for outdoors!)
1 six-channel mixer (with mic inputs and trim gains, similar to Mackie 1604)
Cables to go from mixer to amp; and amp to loudspeakers
I will bring the audio pickups and audio cables to go from bicycles to mixer

Travelon Gamelon Images Richard Lerman

3 - 7 Older performances: Zagreb & Split (1979), Minneapolis (1980)
and Houston (1983)

8 - 22 Wiring the bicycles and performances, Missoula, Montana (2008)

23 - 27 Wiring the bicycles and performances, Houston (2009)

28 - 29 Route Maps from Zagreb and Missoula

Other images and video at: www.sonicjourneys.com











































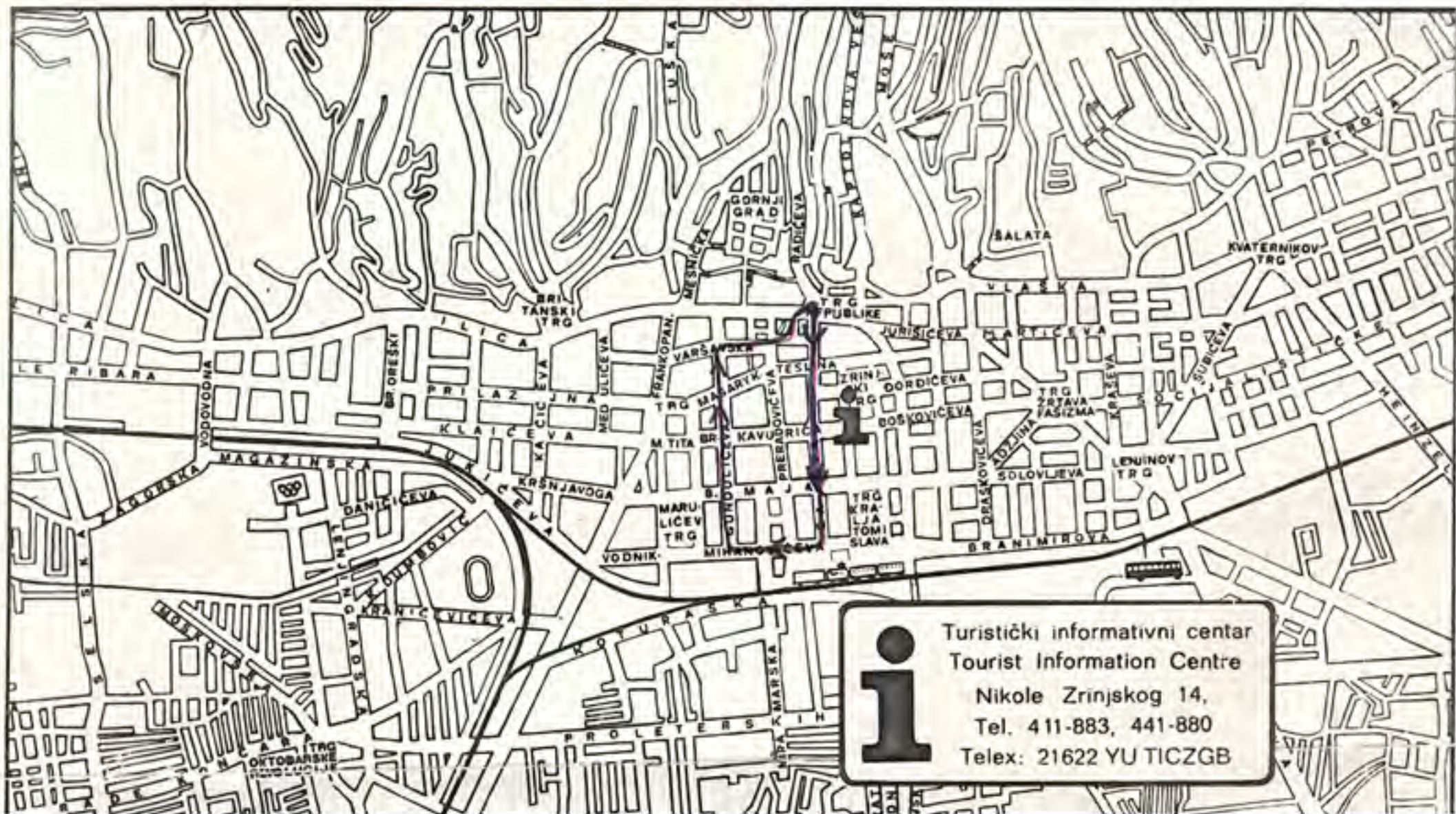




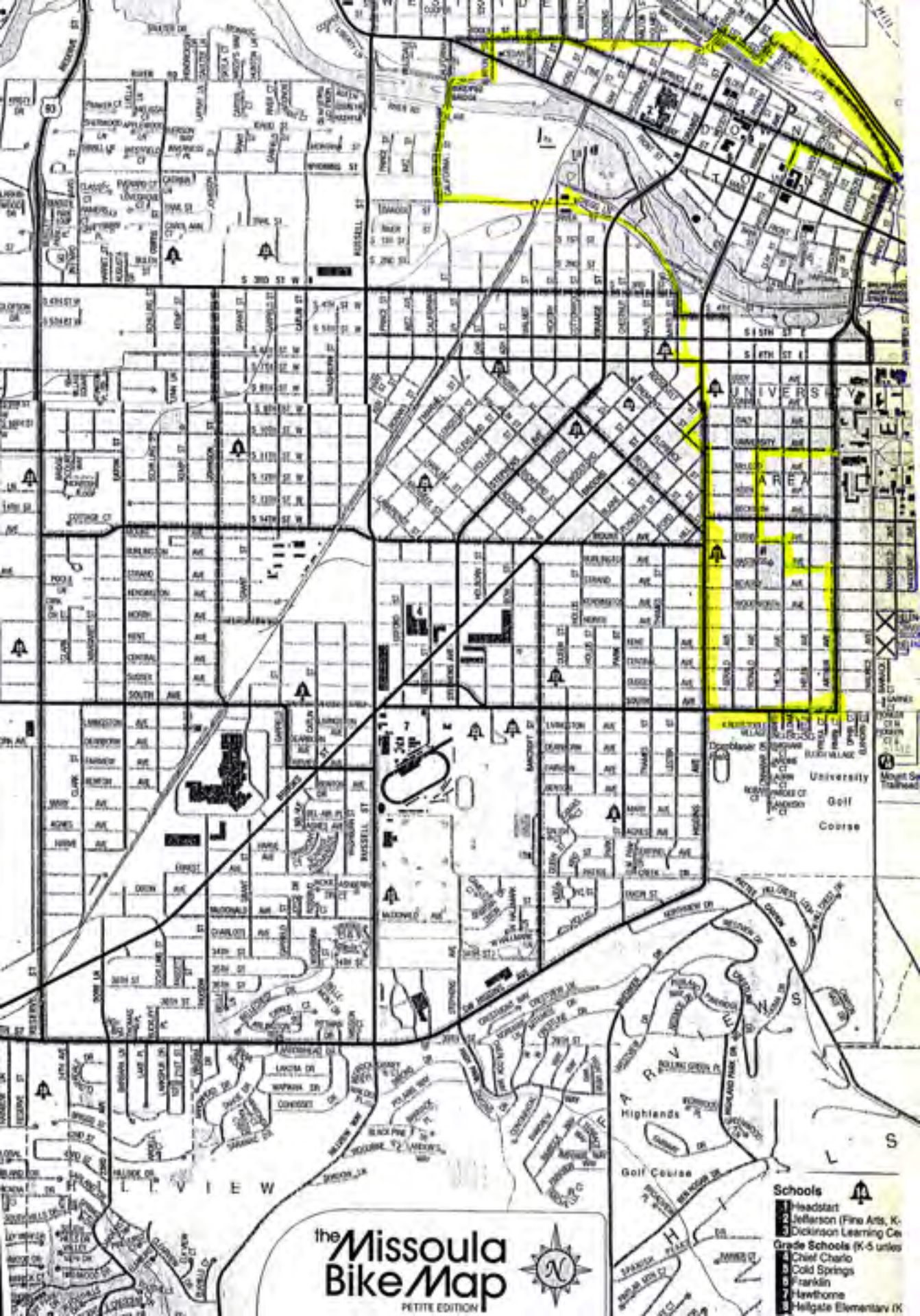




LERMAN, ROUTING




Turistički informativni centar
Tourist Information Centre
Nikole Zrinjskog 14,
Tel. 411-883, 441-880
Telex: 21622 YU TICZGB



the Missoula
Bike Map

PETITE EDITION



- Schools** 
- 1 Headstart
 - 2 Jefferson (Fine Arts, K-5)
 - 3 Dickinson Learning Ctr
 - Grade Schools (K-5 unless noted)**
 - 4 Chief Charles
 - 5 Cold Springs
 - 6 Franklin
 - 7 Hawthorne
 - 8 Helgate Elementary

Wiring the bicycles for the Promenade Version of **Travelon Gamelon**

--> --> Each Photo is numbered () in the text in **bold**

The Promenade version for is 20+ amplified bicycles with riders. Each bicycle has a Pickup attached near the axle to amplify the spokes (1). This plugs into a small battery powered amplifier that attaches to the handlebars with velcro. A small horn-type loudspeaker attaches to the handlebars and also plugs into the amplifier (2). The speaker attaches with a thin metal clamp that can be tightened with a screw and wing nut (3). The battery pack can be taped to the cross piece or fork so that you can easily plug it into the amplifier (4). (If your bicycle has a basket, it can also go there.) The bike will look something like this. (5)

Cards or plastic wire ties pluck the spokes. The sound produced from the group is similar to sound from a SE Asian Gamelon orchestra. One person who knows the area will be designated as the leader of the group, and the route mapped. The concert version will be performed before we leave the Art Center. This is the first time the pieces have been done this way.

•••Please observe these performance instructions:

- A. Each bicycle should be adjusted so that the level is not too loud. 24 bicycles together will be loud!
- B. After you are wired up, before we leave, and when we stop and rest, it is important that one of the white battery connectors be disconnected from the amplifier. (6) The batteries will last for the entire Promenade Version.
- C. When the Concert Version ends, each of the six wheels is spun quickly and allowed to come to rest. When this happens, plug in your batteries and begin to WALK your bicycles in a circle. Then, follow the leader for the Promenade.
- D. No Racing! - T Gam remains accident free.
- E. Occasional bicycle bells and horns are allowed.

•••When we reach Buffalo Bayou please remove the equipment from the bicycles and give to one of the Volunteers or to me.

The promenade version of Travelon Gamelon was premiered in Boston in May, 1978 has been performed in: Cambridge, Zagreb, Split, Hong Kong, Ghent, Essen, Amsterdam, Neerijnen, Minneapolis/St. Paul, Chicago, San Francisco, Walnut Creek, Venice, CA, Santa Barbara, Houston (1983 & 2009), Portland, Eugene, Berlin, Linz, Brattleboro, London, Toronto, Missoula, and many others.

Thanks for riding/performing in "Systems of Sustainability: Art, Innovation, Action"

Richard Lerman March 2009
www.sonicjourneys.com

